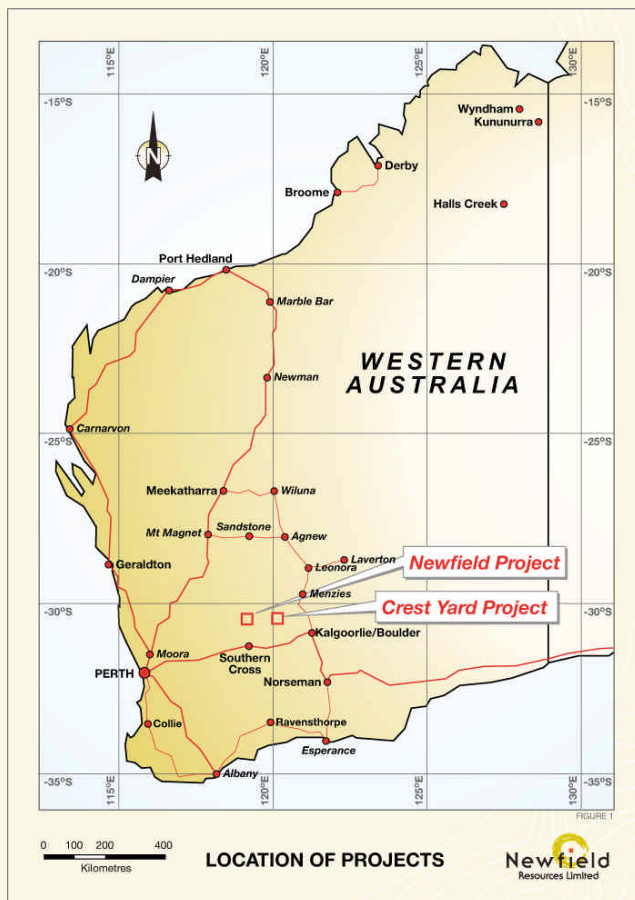


## Quarterly Report for the Period Ending 31 March 2013

ASX Code: **NWF**

### Highlights

- Results received from the first phase aircore drilling program at the Crest Yard Project.
- Anomalous bedrock gold mineralisation returned from several drillholes.
- Bottom of hole intersection grading 0.99g/t gold confirms the presence of bedrock gold mineralisation in the previously untested Doyle Dam Granodiorite.
- Ongoing prioritisation of gold targets at the Newfield Project



ASX Release: **xx** April 2013

ACN 153 219 848

#### DIRECTORS

Mr Anthony Ho  
 (Executive Director)

Mr Murray Kornweibel  
 (Non-Executive Director)

Ms Sanny Nanang  
 (Non-Executive Director)

Mr Giap Ch'ng Ooi  
 (Non-Executive Director)

#### CAPITAL STRUCTURE

Shares on Issue: 96.75M  
 Options on Issue: 30M

Newfield Resources Limited (ASX: NWF) is pleased to present shareholders with the company's Quarterly Activities Report for the period ending 31 March 2013.

## 1. NEWFIELD GOLD PROJECT (NEWFIELD 100%)

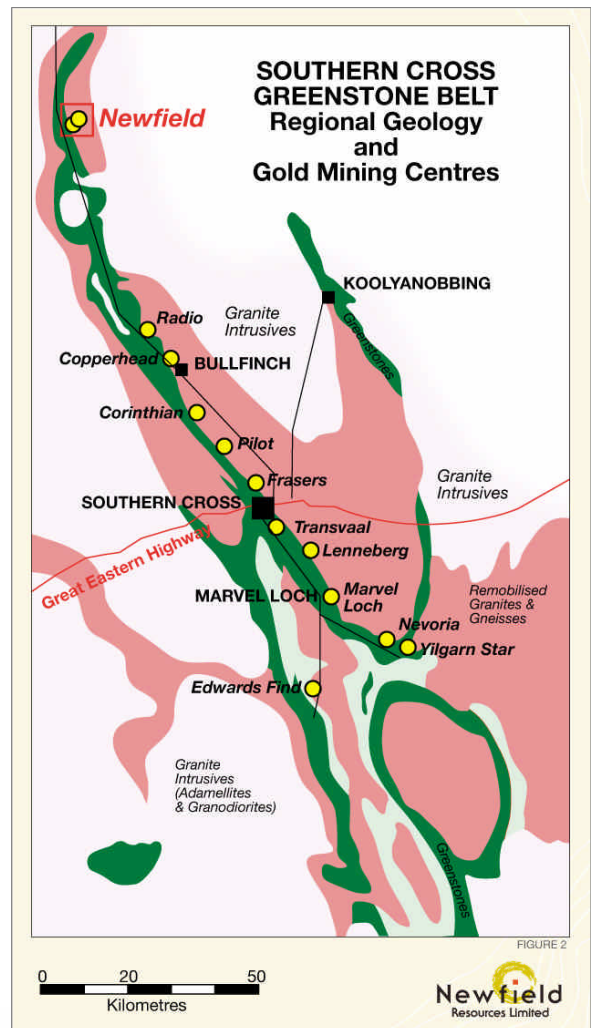
The Newfield Project comprises two granted mining leases and one granted prospecting licence. The project is centred approximately 60km NNW of Bullfinch, in the Yilgarn Mineral Field.

The project covers the historical Newfield (also known as Carterton) Mining Centre, which is located at the northern end of the highly endowed Southern Cross greenstone belt. Historical, pre 1940, gold production for the Carterton group was 8,552 oz from 8,700t of ore at an average grade of 30.5 g/t Au, with production mainly coming from the Newfield Central workings.

More recent production at the Newfield Central Mine during the period from 2001 – 2005 resulted in 33,200 tonnes of ore extracted for a total of 24,200 ounces at a recovered grade of 22.68g/t Au.

During the quarter exploration activities comprised prioritising gold targets within the project area with an emphasis on testing for near surface mineralisation within the strike extensions of Newfield Central Fault Zone and within the Newfield East Prospect Area.

The highest priority gold targets will be systematically drill tested during 2013.



## 2. CREST YARD GOLD PROJECT (NEWFIELD 70%, OPTION TO PURCHASE 100%)

The Crest Yard Gold Project, covers 2,455 Ha, centred between the historical gold mining centres of Kintore and Dunnsville, located approximately 60km northwest of Kalgoorlie, Western Australia.

During the quarter assay results were received for the first pass aircore drilling program that was undertaken in the previous quarter to test high priority targets on the Crest Yard Gold Project.

A total of 109 aircore holes were drilled for a total of 2,132m, to test the high priority gold targets defined from the compilation of the auger geochemistry and aeromagnetic data.

The drilling intersected a largely residual regolith profile over variably weathered granodiorite. The weathering profile varied from approximately 30 – 50m depth in the northern parts of the project area through to a very shallow weathering profile in the central and southern portions of the project area.

The drilling intersected several zones quartz veining (+/- Fe-staining, +/- sericite alteration, +/- haematite alteration) in the northern and central target areas.

Bedrock gold mineralisation has been returned from several drill holes within the central and southern parts of the project area.

Anomalous gold results (> 0.10g/t Au) from the aircore drilling program included:

- 4m @ 0.13g/t Au from 52m in CYAC043
- **2m @ 0.99g/t Au from 12m in CYAC112 (intersection at bottom of hole)**
- 2m @ 0.12g/t Au from surface in CYAC113 (intersection at bottom of hole)

Significant results from the aircore program are presented in the table below.

**Table 1. Crest Yard Project – Aircore Drilling Significant Results**

Drill Hole	Northing	Easting	Dip	Total Depth	Depth From (m)	Depth To (m)	Interval (m)	Grade g/t Au	Comments
CYAC043	6610360	302840	-90	58m	52	56	4	0.13	Weathered granodiorite.
CYAC112	6607880	304360	-90	14m	12	14	2	0.99	Granodiorite saprock. Minor vein quartz. Intersection at bottom of hole.
CYAC113	6607880	304440	-90	2m	0	2	2	0.12	Alluvium and granodiorite saprock. Stripped weathering profile. Intersection at bottom of hole.

Datum: GDA94, Zone 51. Note: Intersections are calculated with a 0.10g/t Au lower cut, no upper cut and maximum of 2m internal dilution. Aircore samples were collected as 4m composite samples from 1m individual samples.. All samples were analysed for gold by Intertek Genalysis Laboratory Services via a 50g Lead Collection Fire Assay with an AAS Finish (FA50/AA). (Detection Limit – 5ppb Au)

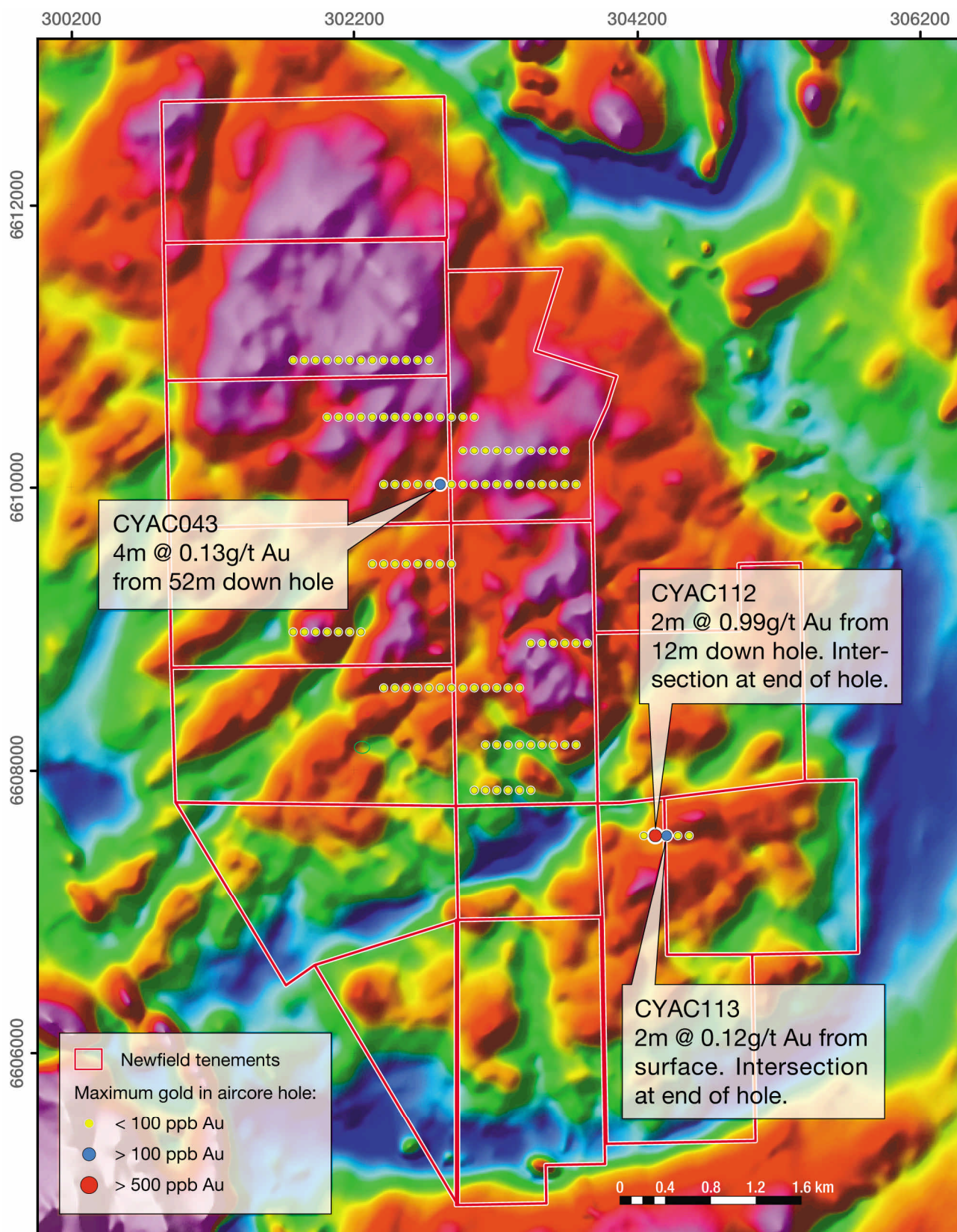
The results of the aircore drilling program are considered very encouraging given the wide spaced and shallow nature of the drilling completed to date.

In particular the bottom of hole gold intersection in CYAC112 demonstrates the presence of gold mineralisation in the previously untested Doyle Dam Granodiorite. This intersection remains open at depth and is completely untested to the north and south. (Figure 3)

Resampling of the one metre drill samples through the gold mineralised zones will be undertaken to confirm the presence and distribution of gold mineralisation in the original composite samples.

A follow up drilling program comprising infill and extensional aircore drilling is planned with the aim of defining the lateral extent of the gold mineralisation intersected to date.





**CREST YARD PROJECT**  
Aircore holes over aeromagnetic image

Figure 3

## **COMPETENT PERSON STATEMENT**

The information in this report that relates to Exploration Results, Mineral Resources or Ore Reserves is based on information compiled by Mr Bryan Alexander who is a member of the Australasian Institute of Mining and Metallurgy. Mr Alexander is a director of Archaeon Exploration Services Pty Ltd, whom provide geological consulting services to Newfield Resources Limited. Mr Alexander has sufficient experience which is relevant to the style of the mineralisation and type of deposit under consideration and to the activity which he is undertaking to qualify as a Competent Person as defined in the 2004 Edition of the "Australasian Code for Reporting of Exploration Results, Mineral Resources and Ore Reserves". Mr Alexander consents to the inclusion in this ASX Release of this information in the form and context in which it appears.

# Appendix 5B

## Mining exploration entity quarterly report

Introduced 1/7/96. Origin: Appendix 8. Amended 1/7/97, 1/7/98, 30/9/2001, 01/06/10, 17/12/10

Name of entity

**Newfield Resources Limited**

ABN

**84 118 522 124**

Quarter ended ("current quarter")

**31 March 2013**

### Consolidated statement of cash flows

Cash flows related to operating activities		Current quarter \$A'000	Year to date (9 months) \$A'000
1.1	Receipts from product sales and related debtors	-	-
1.2	Payments for (a) exploration and evaluation	(81)	(632)
	(b) development	-	-
	(c) production	-	-
	(d) administration	(56)	(241)
1.3	Dividends received	-	-
1.4	Interest and other items of a similar nature received	25	77
1.5	Interest and other costs of finance paid	-	-
1.6	Income taxes paid	-	-
1.7	Other	-	-
<b>Net Operating Cash Flows</b>		<b>(112)</b>	<b>(796)</b>
<b>Cash flows related to investing activities</b>			
1.8	Payment for purchases of: (a) prospects	-	-
	(b) equity investments	-	-
	(c) other fixed assets	-	(2)
1.9	Proceeds from sale of: (a) prospects	-	-
	(b) equity investments	-	-
	(c) other fixed assets	-	-
1.10	Loans to other entities	-	-
1.11	Loans repaid by other entities	-	-
1.12	Other	-	-
<b>Net investing cash flows</b>		<b>-</b>	<b>(2)</b>
1.13	Total operating and investing cash flows (carried forward)	<b>(112)</b>	<b>(798)</b>

+ See chapter 19 for defined terms.

**Appendix 5B**  
**Mining exploration entity quarterly report**

1.13	Total operating and investing cash flows (brought forward)	<b>(112)</b>	<b>(798)</b>
	<b>Cash flows related to financing activities</b>		
1.14	Proceeds from issues of shares, options, etc.	-	-
1.15	Proceeds from sale of forfeited shares	-	-
1.16	Proceeds from borrowings	-	-
1.17	Repayment of borrowings	-	-
1.18	Dividends paid	-	-
1.19	Other	-	26
	<b>Net financing cash flows</b>	<b>-</b>	<b>26</b>
	<b>Net increase (decrease) in cash held</b>	<b>(112)</b>	<b>(772)</b>
1.20	Cash at beginning of quarter/year to date	2,433	3,093
1.21	Exchange rate adjustments to item 1.20	-	-
1.22	<b>Cash at end of quarter</b>	<b>2,321</b>	<b>2,321</b>

**Payments to directors of the entity and associates of the directors**  
**Payments to related entities of the entity and associates of the related entities**

		Current quarter \$A'000
1.23	Aggregate amount of payments to the parties included in item 1.2	<b>(53)</b>
1.24	Aggregate amount of loans to the parties included in item 1.10	-

1.25 Explanation necessary for an understanding of the transactions

<b>Directors' remuneration</b>	<b>(31)</b>
<b>Professional services</b>	<b>(22)</b>

**Non-cash financing and investing activities**

2.1 Details of financing and investing transactions which have had a material effect on consolidated assets and liabilities but did not involve cash flows

<b>Nil</b>
------------

2.2 Details of outlays made by other entities to establish or increase their share in projects in which the reporting entity has an interest

<b>N/A</b>
------------

## Appendix 5B

### Mining exploration entity quarterly report

#### Financing facilities available

Add notes as necessary for an understanding of the position.

		Amount available \$A'000	Amount used \$A'000
3.1	Loan facilities	-	-
3.2	Credit standby arrangements	-	-

#### Estimated cash outflows for next quarter

		\$A'000
4.1	Exploration and evaluation	(200)
4.2	Development	-
4.3	Production	-
4.4	Administration	(65)
<b>Total</b>		<b>(265)</b>

#### Reconciliation of cash

Reconciliation of cash at the end of the quarter (as shown in the consolidated statement of cash flows) to the related items in the accounts is as follows.		Current quarter \$A'000	Previous quarter \$A'000
5.1	Cash on hand and at bank	281	405
5.2	Deposits at call	2,040	2,028
5.3	Bank overdraft	-	-
5.4	Other	-	-
<b>Total: cash at end of quarter (item 1.22)</b>		<b>2,321</b>	<b>2,433</b>

#### Changes in interests in mining tenements

	Tenement reference	Nature of interest (note (2))	Interest at beginning of quarter	Interest at end of quarter
6.1	Interests in mining tenements relinquished, reduced or lapsed	-		
6.2	Interests in mining tenements acquired or increased	E77/2122	-	-

+ See chapter 19 for defined terms.



**Appendix 5B**  
**Mining exploration entity quarterly report**

**Issued and quoted securities at end of current quarter**

*Description includes rate of interest and any redemption or conversion rights together with prices and dates.*

	Total number	Number quoted	Issue price per security (see note 3) (cents)	Amount paid up per security (see note 3) (cents)
7.1 <b>Preference securities</b> <i>(description)</i>	-	-		
7.2 Changes during quarter: (a) Increases through issues (b) Decreases through returns of capital, buy-backs, redemptions	-	-		
7.3 <b>+Ordinary securities</b>	96,750,001	19,000,000		
7.4 Changes during quarter: (a) Increases through issues (b) Decreases through returns of capital, buy-backs	-	-		
7.5 <b>+Convertible debt securities</b> <i>(description)</i>	-	-	-	-
7.6 Changes during quarter: (a) Increases through issues (b) Decreases through securities matured, converted	-	-		
7.7 <b>Options</b> <i>(description and conversion factor)</i>	30,000,000	-	<b>Exercise price</b> \$0.25	<b>Expiry date</b> 15 June 2015
7.8 Issued during quarter	-	-		
7.9 Exercised during quarter	-	-		
7.10 Expired during quarter	-	-		
7.11 <b>Debentures</b> <i>(totals only)</i>	-	-		
7.12 <b>Unsecured notes</b> <i>(totals only)</i>	-	-		

+ See chapter 19 for defined terms.

## Compliance statement

- 1 This statement has been prepared under accounting policies which comply with accounting standards as defined in the Corporations Act or other standards acceptable to ASX (see note 5).
- 2 This statement does give a true and fair view of the matters disclosed.

Sign here:

Date: **23 April 2013**

(Company Secretary)

Print name:

**Kim Hogg**

## Notes

- 1 The quarterly report provides a basis for informing the market how the entity's activities have been financed for the past quarter and the effect on its cash position. An entity wanting to disclose additional information is encouraged to do so, in a note or notes attached to this report.
- 2 The "Nature of interest" (items 6.1 and 6.2) includes options in respect of interests in mining tenements acquired, exercised or lapsed during the reporting period. If the entity is involved in a joint venture agreement and there are conditions precedent which will change its percentage interest in a mining tenement, it should disclose the change of percentage interest and conditions precedent in the list required for items 6.1 and 6.2.
- 3 **Issued and quoted securities:** The issue price and amount paid up is not required in items 7.1 and 7.3 for fully paid securities.
- 4 The definitions in, and provisions of, *AASB 6: Exploration for and Evaluation of Mineral Resources* and *AASB 107: Statement of Cash Flows* apply to this report.
- 5 **Accounting Standards** ASX will accept, for example, the use of International Financial Reporting Standards for foreign entities. If the standards used do not address a topic, the Australian standard on that topic (if any) must be complied with.

---

+ See chapter 19 for defined terms.